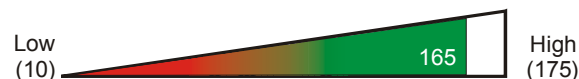


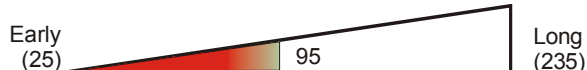
ConneXion
coverstock

Paragon
core

Hook Potential:



Length:




Breakpoint Shape



Flare Potential:



RG-average:



Part Number

60-105246-93X

Coverstock

ConneXion™

2-Color Solid

Red / Purple

Hardness: 76-78

Factory Finish

2,000 Siaair Micro Pad

Core Dynamics @ 16#

Two-component

Symmetrical Core

RG max: 2.514

RG min: 2.469

RG diff: 0.045

Average RG: 2.6

Performance

Hook Potential: 165

Length: 95

Typical Breakpoint

Shape: 75

Chart Position: S - 7

Available Weights

12-16 Pounds

Coverstock: The **Wild Card** utilizes **ConneXion™** coverstock known for its unbelievable traction response from foul line to head pin. The aggressive connection of the **Wild Card** to the lane surface inspires confidence in the ball reaction that allows bowlers to play the lanes the way they want to.

Core: The ultra low RG **Paragon™** core was designed with two intentions. First, lower the RG to create a faster revving core that will provide improved mid-lane traction. And second, raise the RG differential to increase the track flare potential which will generate more overall hook with standard layouts and the use of interchangeable thumb sleeves.

Reaction Characteristics

Ball Motion: With its 2,000 Siaair Micro Pad finish, the **Wild Card** will provide good length with a strong continuous backend reaction that matches up on medium to oily lane conditions for a wide range of bowling styles.

Reaction Setup: The **Wild Card** can be drilled using the standard drilling techniques developed for symmetric bowling balls. Please visit www.brunswickbowling.com/balls to view the drilling instructions for specific reaction characteristics and layout details.

For the most up to date product line information go to www.brunswickbowling.com/balls

Maintaining Your Ball Reaction

Brunswick recommends the following procedures to maintain and restore the reaction characteristics of your Brunswick bowling balls:

- Clean your Brunswick ball with **Brunswick Remove All** or similar ball cleaner after every use to reduce oil absorption.
- If you think your Brunswick ball has lost some of its “out of the box” reaction, restore the ball to its original factory finish listed on the product information sheet. This is especially important for balls that are highly sanded or polished. Sand to 400-grit then use **Factory Finish High Gloss Polish by Brunswick** to restore the original factory finish on high gloss polish balls. Sand to 220-grit then use **Factory Finish Rough Buff by Brunswick** to restore the original factory finish on rough buff balls. For dull balls, wet sand with the Micro Pad grit listed on the product information sheet.
- If there is a visible track on your ball, have your pro shop use a Haus or similar resurfacing machine to remove the track then restore the ball to its original factory finish. This service is available, for a fee, at many pro shops.
- If your ball has more than 50 games on it, you may be able to increase mid-lane and back-end hooking action by removing oil from the coverstock. Remove the oil from the ball by gently warming it with either the **Revivor** or **Rejuvenator** pro shop devices that have been designed for this purpose. The service is available, for a fee, at many pro shops. Brunswick testing has shown that by combining the restoration of the factory finish, resurfacing of the track and oil removal, your Brunswick ball can maintain its original “out of the box” reaction for hundreds of games.
Do not use a home oven to remove oil. Temperatures cannot be adequately controlled and the ball may crack.
- Absorbent materials sold by other bowling ball manufacturers to remove oil can also be used on Brunswick bowling balls. Information to date seems to indicate that absorbent materials have a more limited ability to remove oil than warming. You may be disappointed with results on heavily oil soaked balls.

Note: Oil soaked balls tend to traction less in the oil and respond less to the dry boards on the lane. If you are matching-up using an oil soaked ball on wet/dry or broken down lane conditions, removing the oil from the ball will significantly change your match-up and possibly create undesirable over reactions.

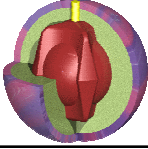
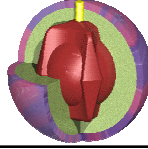
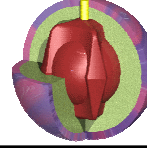

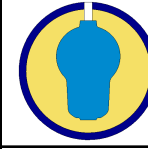
Ball Comparisons

Want to compare the performance of this ball to other Brunswick balls?

Go to our website at www.brunswickbowling.com/balls. Click on **Pro Shop Information**. Click on **Charts, Specs and Finishes**. This page contains a link to the **Brunswick Ball Comparison Chart**. This chart allows you to see, at a glance, the performance of all Brunswick balls relative to each other, defined by their **Hook Potential** and **Arc Characteristics**. There's also an essay to help explain and guide you through the chart.

Lightweight Engineering

At Brunswick, the unique core shape of each individual ball is used for weights from 14 to 16 pounds. This approach to lightweight ball engineering provides bowlers with consistent ball reaction characteristics across this weight range. At 12 and 13 pounds, Brunswick uses a generic core shape with a RG-differential that is close enough to the 14 to 16 pound shape so the same drilling instructions can be used.

Weight	16#	15#	14#	13#	12#	11#	10#
Core Shape						Not Available	Not Available
RG-max.	2.514	2.530	2.552	2.625	2.648		
RG-min.	2.469	2.486	2.509	2.585	2.608		
RG-diff.	0.045	0.044	0.043	0.040	0.040		

For the most up to date product line information go to www.brunswickbowling.com/balls