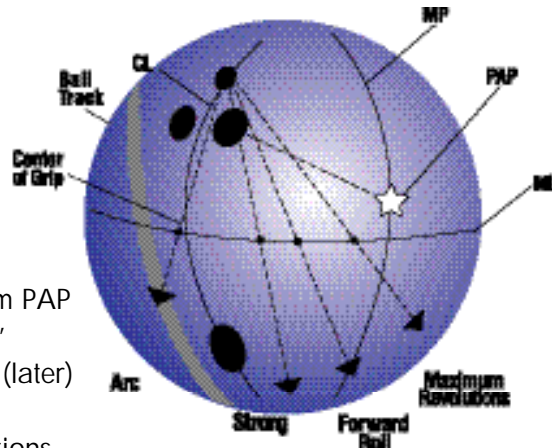


HIGH RG/STABLE PIN MOTION

- Pin 5"- 5.75" from PAP
- Small Flare 2"- 3"
- Maximum Length (later)
- Small Hook
- Drier Lane Conditions and Slower Ball Speeds



PRI locations pertain to all drilling techniques:

Maximum Revolution
1-2.5" beyond Midplane

Forward Roll
on Midplane

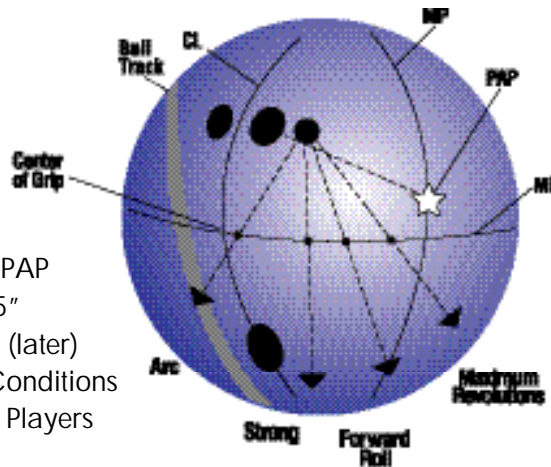
Strong

2.5" left of Midplane
Arc

Located near ball track

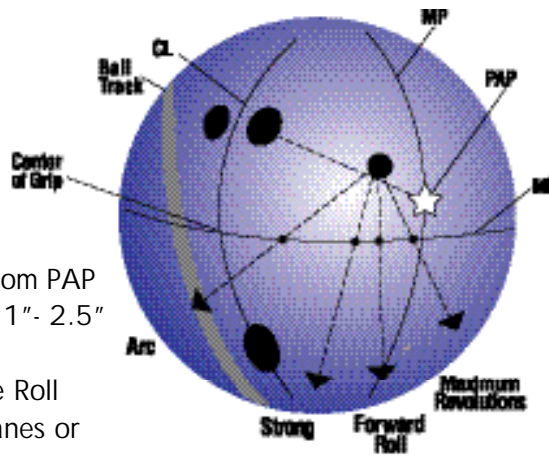
HIGH RG/MEDIUM PIN

- Pin 4.25" from PAP
- Medium Flare 5"
- Medium Length (later)
- Medium Lane Conditions for a variety of Players



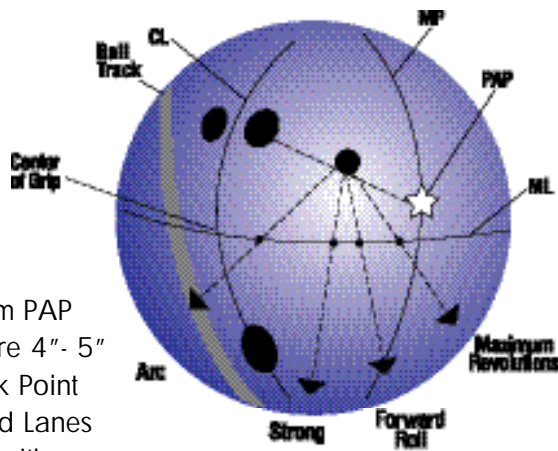
Balance holes can be used on all Fusion drilling techniques.

LOW RG/STABLE PIN



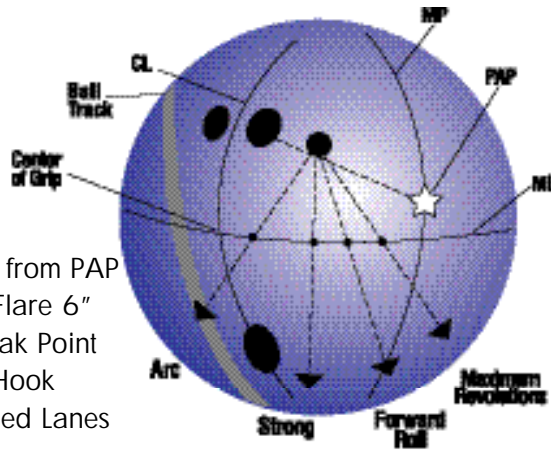
- Pin 1.25" from PAP
- Small Flare 1"- 2.5"
- Small Hook
- Early Stable Roll
- Wet/Dry Lanes or Track Shots

LOW RG/MEDIUM PIN



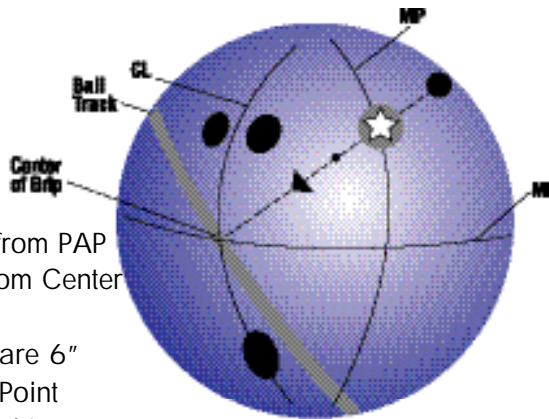
- Pin 2.5" from PAP
- Medium Flare 4"- 5"
- Earlier Break Point
- Freshly Oiled Lanes and bowler with higher ball speeds

LEVERAGE/STRONG PIN



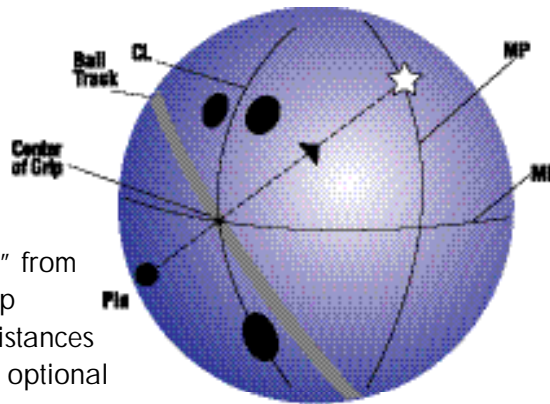
- Pin 3 3/8" from PAP
- Maximum Flare 6"
- Earliest Break Point
- Maximum Hook
- Heavily Oiled Lanes

FULL ROLLER/#1 LEVERAGE



- Pin 3 3/8" from PAP
(10 1/8" from Center of Grip)
- Maximum Flare 6"
- Early Break Point
- Heavily Oiled Lanes

#2 FULL ROLLER LABEL



- Pin 4 1/4"-2" from Center of Grip
- Use all Pin Distances
- Balance hole optional
- Medium Lane Conditions and Even Arcing Motion



AMF Bowling, Inc.
8100 AMF Drive, Richmond, VA 23111
phone : 1-800-DIAL-AMF (804) 730-4000
facsimile : (804) 730-0652
www.amf.com
© 1998 AMF Bowling, Inc.



#91435