

### Part Number

60-103918-93X

### Coverstock

PowrKoil 18 - Reactive

Color: Black

Hardness: 75-77

Glow Engraving

### Factory Finish

High Gloss Polish

### Core Dynamics

RG Max: 2.580

RG Int: 2.564

RG Min: 2.536

RG Diff: 0.044

RG Asy: 0.016

Average RG: 4.6

### Performance

Hook Potential: 105

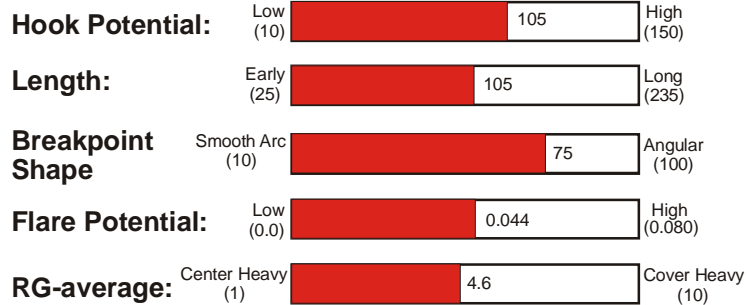
Length: 105

Typical Breakpoint Shape: 75

### Available Weights

12-16 Pounds

# TIME ZONE



## Reaction Characteristics – Back in the Zone

It's about Time..... **Time Zone™** that is. Bowling's most popular brand name "Zone" is back on a new ball featuring an asymmetric core that incorporates the Preferential Spin Axis Technology first developed and patented by Brunswick (US Patent # 5,074,553) in 1991. This core, in combination with the classic PowrKoil 18 coverstock gives the **Time Zone** an aggressive reactive "Zone" type ball reaction along with the unique drilling options of a ball with a built-in Preferential Spin Axis (PSA).

When drilling the **Time Zone**, placement of the Riser Pin and the PSA locator (relative to the bowler's axis) influences the amount of track flare created, contributing to the ball's reaction on the lane. The unique "ellipse" engraving\* around the riser pin on the **Time Zone** allows the bowler to easily see the orientation of the core and the PSA when looking at their ball, making it easier to identify the choice of layout.

## Utility

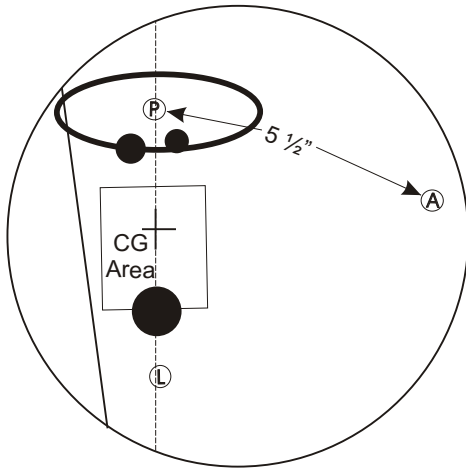
- **Out of the Box:** With its high gloss surface the **Time Zone** matches up well on medium-oily to medium-dry lane conditions.
- **When dulled:** The **Time Zone's** hooking action will increase and its arc will become more even, creating a better match-up for oily lane conditions and for smoothing over/under reactions seen on wet/dry lane conditions.

## Reaction Setup

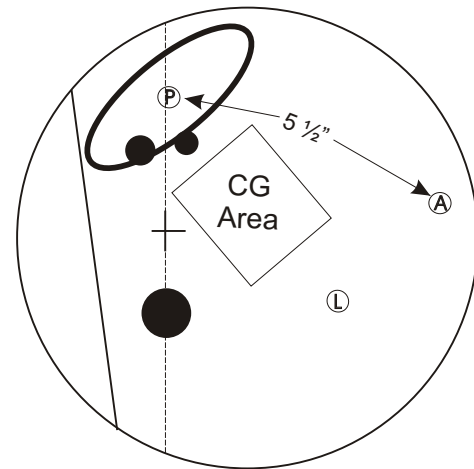
There are additional layout considerations for a ball with a significant Preferential Spin Axis (PSA) such as the **Time Zone**. The distance from the riser pin still determines the overall strength of the layout the same way it does in symmetric core balls that have an insignificant PSA. In the **Time Zone**, placement of the PSA locator relative to the riser pin and the bowler's axis can be used to modify the reaction created by a given riser pin position. See the attached sample layouts for the most popular drilling options.

The **Time Zone** is finished with a high gloss surface which enhances its appearance **and** reduces hooking action in the oil. High gloss finishes can sometimes cause over/under reactions, too little hooking action in the oil, then too much hooking action off the dry, which can be hard to control. To increase hooking action and smooth out the ball reaction, dull the surface, first with a fine 800-1000 grit abrasive. If more hooking action and a smoother reaction is desired, dull the surface of the ball with a coarse 320-400 grit abrasive.

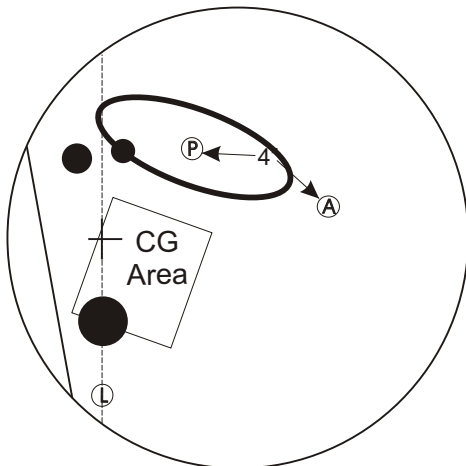
\* The engraved ellipse is a drilling aid that marks the general orientation of the core inside the ball and is only approximately centered around the riser pin.



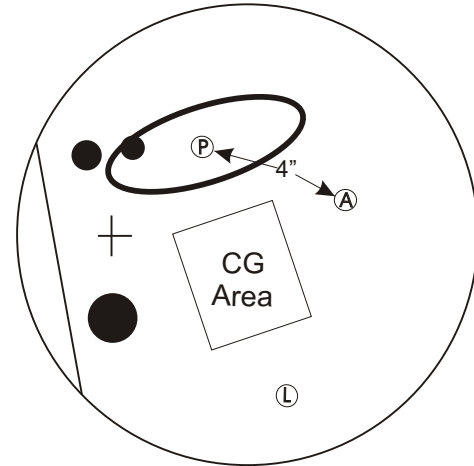
**Lane Condition** - Dry  
**Pin** - Near span-line above the fingers  
**Locator Pin** - Near span-line by thumb  
**Reaction** - Most length with the least hook for drier lanes



**Lane Condition** - Medium to Dry  
**Pin** - Near span-line above the fingers  
**Locator Pin** - Between the thumb and axis  
**Reaction** - Most Skid/Snap reaction possible



**Lane Condition** - Medium  
**Pin** - Outside ring finger  
**Locator Pin** - On span-line below thumb  
**Reaction** - Aggressive mid-lane with delayed hook for use on a wide variety of lane conditions



**Lane Condition** - Medium to Oily  
**Pin** - Outside of ring finger  
**Locator Pin** - Between thumb and axis  
**Reaction** - Earliest, most aggressive reaction for strong recovery on oilier lanes

Note: If a X-hole is necessary to make the ball ABC legal, place it above or below the axis on a line drawn from the grip center through the CG.

Time Zone balls come with four surface markings on the ball for layout use:

1. "P" is a solid yellow Riser Pin that marks the Top of the Core
2. "L" is a small clear pin that marks the Preferred Spin Axis of the ball
3. "H" is a punch mark that indicates the Heavy Spot or CG of the ball
4. The engraved ellipse shows the shape and position of the Time Zone core\*

--The "P", "H" and "L" will tend to be in a straight line with "H" between "P" and "L".

--"H" can fall left or right of the line connecting "P" and "L" and not change the performance of the Time Zone.

--"P" and "L" will be close to 6-3/4" apart.

--For left-handed bowlers use the mirror images of the Basic Layouts.

Note: Finger, thumb and X-holes must have at least a moderate bevel and the riser Pin (P) must be at least one inch from any drilled hole to comply with the Brunswick warranty



# "Out of the Box" Ball Comparison Chart - 2003/2004

Skid/Snap Reaction  
Sharp Turn

	DRY LANE CONDITIONS				DRY TO MEDIUM LANE CONDITIONS					A R C	MEDIUM TO OILY CONDITIONS				OILY LANE CONDITIONS				
	A	B	C	D	E	F	G	H	I		J	K	L	M	N	O	P	Q	R
1																			
2																			
3																			
4																			
5																			
6																			
7																			
8																			
9																			
10																			
11																			
12																			
13																			
14																			
15																			
16																			
17																			
18																			
19																			
LOW	HOOK POTENTIAL				HOOK POTENTIAL				HOOK POTENTIAL			HOOK POTENTIAL		HOOK POTENTIAL		HOOK POTENTIAL			HIGH
20																			
21																			
22																			
23																			
24																			
25																			
26																			
27																			
28																			
29																			
30																			
31																			
32																			
33																			
34																			
35																			
36																			
37																			
38																			
39																			
40																			
	DRY LANE CONDITIONS				DRY TO MEDIUM LANE CONDITIONS						MEDIUM TO OILY CONDITIONS				OILY LANE CONDITIONS				

Even Reaction  
Smooth Turn

## Brunswick Ball Brands

- High Performance** - Cutting edge Coverstock and Core technologies for a wide variety of lane conditions
- Zone** - Bowling's most successful brand name combined with Preferential Spin Axis core technology
- Monster** - Mid-Price - Close to the best for less. More bang for the buck. The Bowling Industry's widest range of Reactive and Proactive reactions at the mid-price point.
- Groove** - Your first performance ball - Plastic slips, Groove grips. Ready to start hooking the ball?  
Move up from Plastic to Proactive, Reactive and Urethane coverstock technology. Get in the Groove!
- Polyester**: Target Zone, Kids Favorite Characters and Viz-A-Ball. Glow-in-the-Dark patterns and colors. 360 degree Limited Edition Graphics. Minnie, Mickey, Snoopy and more.



# "Out of the Box" Ball Specification List - 2003/2004

Balls	Hook Potential	Length	Typical Breakpoint Shape	Coverstock	Factory Finish	Mass Distribution Numbers				Available Weights
						RG-max	RG-min	RG-diff	RG-avg..	
<b>High Performance</b>										
Raging Inferno	140	60	70	Activator Particle	Factory Finish - High Gloss Polish	2.557	2.515	0.042	3.9	12-16
Inferno	115	105	80	Activator-Aggressive Reactive	Factory Finish - High Gloss Polish	2.513	2.463	0.050	2.6	12-16
Fuze Eliminator	125	80	60	Proactive - Low Load	Cerium Oxide - Trizact	2.546	2.493	0.053	3.5	12-16
<b>Zone</b>										
Time Zone	105	105	75	PowrKoil 18 - Reactive	Factory Finish - High Gloss Polish	2.580	2.536	0.044	4.6	12-16
<b>Monster - Mid Price Series</b>										
Bruiser Reactive	110	100	75	PowrKoil 18 - Reactive	Factory Finish - High Gloss Polish	2.543	2.500	0.043	3.5	10-16
Swamp Monster Proactive	150	35	35	Proactive - Ultra High Load	35-Micron Trizact	2.587	2.546	0.041	4.8	10-16
SmashR Reactive	115	90	65	PowrKoil 18 - Reactive	800-Grit Wet Sand	2.577	2.536	0.041	4.5	10-16
Frenzy Reactive	90	125	85	N'Control PowerStock - Reactive	Rubbing & Finishing Compound-Double Buff	2.577	2.536	0.041	4.5	10-16
<b>Groove - Your first performance ball</b>										
Power Groove Proactive Plum Pearl	75	145	70	Proacitve - Low Load	Cerium Oxide - Trizact	2.708	2.667	0.041	8.2	10-16
Power Groove Proactive Black Sparkle	115	70	60	Proacitve - Low Load	400-Grit Wet Sand	2.708	2.667	0.041	8.2	10-16
Power Groove Reactive - All Colors	70	155	75	PowrKoil 17 - Reactive	Rubbing & Finishing Compound-Double Buff	2.704	2.663	0.041	8.0	10-16
Groove Urethane	50	210	40	Urethane	Polished or 320 Grit Wet Sand	2.703	2.684	0.019	8.3	10-16
<b>Polyester - Awesome designs - Favorite Characters - 360 degree limited edition graphics</b>										
Target Zones	25	235	30	Polyester	Rubbing & Finishing Compound-Double Buff	2.715	2.696	0.019	8.7	6,8,10-16
Favorite Characters	25	235	30	Polyester	Rubbing & Finishing Compound-Double Buff	2.715	2.696	0.019	8.7	6,8,10-16
Viz-a-Ball	25	235	30	Polyester	Rubbing & Finishing Compound-Double Buff	2.715	2.696	0.019	8.7	6,8,10-16

Updated June 2003