



Part Number

60-105237-93X

Coverstock

Activator Plus - 7.5 Reactive

Color: Teal Pearl / Purple Pearl

Hardness: 76-78

Factory Finish

2000 Siaair Micro Pad

Core Dynamics @ 15lbs

RG Max: 2.583

RG Min: 2.542

RG Diff: 0.041

Average RG: 4.6 of 10

Performance

Hook Potential: 135

Length: 110

Typical Breakpoint Shape: 75

Available Weights

11-16 Pounds

Hook Potential:

Low (10)		135	High (175)
----------	--	-----	------------

Length:

Early (25)		110	Long (235)
------------	--	-----	------------

Breakpoint Shape:

Smooth Arc (10)		75	Angular (100)
-----------------	--	----	---------------

Flare Potential:

Low (0.0)		0.041	High (0.060)
-----------	--	-------	--------------

RG-Average:

Center Heavy (1)		4.6	Cover Heavy (10)
------------------	--	-----	------------------

Brunswick International Series has been developed specifically for international markets using core and coverstock systems that provide bowlers with a range of equipment that matches up to typical international lane conditions. The International Series balls are available only through international distributors.

Reaction Characteristics

The Pit Viper unites Activator Plus coverstock with the medium RG Honeycomb core. The Honeycomb core combined with Activator Plus finished at 2000 Siaair Micro pad, still allows the ball to clear the front part of the lane, storing its strength for the mid-lane and back-end. Medium RG cores are known for helping to create a quicker response to the friction, while still maintaining mid-lane recovery. The core and cover combination on the Pit Viper will match-up better on medium lane patterns for most bowlers and oilier lane conditions for higher rev or slower ball speed bowlers.

Response Time

To understand the International Series Coverstocks better we use a 1-10 number scale system after the coverstock name to describe response time. Response time is how fast or slow the ball changes direction when it encounters friction. The higher the number the faster the ball will change direction similar to skid/snap. The lower the number the slower the ball will change direction similar to smooth arc.

Utility - Pit Viper

Out of the box: With its 2000 Siaair Micro Pad finish, the Pit Viper is an ideal ball for medium to oily lane conditions.

If your Pit Viper goes too long: To get your Pit Viper rolling sooner, dull the surface with a 1000-grit abrasive (Siaair Micro Pad or Scotch-Brite Grey pad) to increase hooking action. To further increase hooking action, use a rougher abrasive to create an even earlier and smoother reaction.

If your Pit Viper hooks too early: Players with higher rev rates and/or players with slower ball speed may, on a drier condition, see the ball hook earlier than they would like. To further increase the length, use a 4000-grit abrasive and/or apply Brunswick's Factory Finish High Gloss Polish.

Reaction Setup - Pit Viper

The Pit Viper can be drilled using the standard drilling techniques developed for two-piece balls. Visit www.brunswickbowling.com for the latest in drilling instructions for reaction characteristics and layout details.

For the most up to date Product Line Information go to www.brunswickbowling.com

Maintaining Your Ball Reaction

Brunswick recommends the following procedures to maintain and restore the reaction characteristic of your Brunswick bowling balls:

- Clean your Brunswick ball with **Brunswick Remove All** or similar ball cleaner after every use to reduce oil absorption.
- If you think your Brunswick ball has lost some of its “Out of the Box” reaction, restore the ball to its original factory finish listed on the product information sheet. This is especially important for balls that are highly sanded or polished. Sand to 400-grit then use **Factory Finish High Gloss Polish by Brunswick** to restore the original factory finish on high gloss polish balls. Sand to 220-grit then use **Factory Finish Rough Buff by Brunswick** to restore the original factory finish on rough buff balls. For dull balls, wet sand with the sandpaper listed on the product information sheet.
- If there is a visible track on your ball, have your Pro Shop use a Haus or similar resurfacing machine to remove the track then restore the ball to its original factory finish. This service is available, for a fee, at many Pro Shops.
- If your ball has more than 50 games on it, you may be able to increase mid-lane and back-end hooking action by removing oil from the coverstock. Remove the oil from the ball by gently warming it with either the **Revivor** or **Rejuvenator** Pro Shop devices that have been designed for this purpose. The service is available, for a fee, at many Pro Shops. Brunswick testing has shown that by combining the restoration of the factory finish, resurfacing of the track and oil removal, your Brunswick ball can maintain its original “Out of the Box” reaction for hundreds of games.
Do not use a home oven to remove oil. Temperatures cannot be adequately controlled and the ball may crack.
- Absorbent materials sold by other bowling ball manufacturers to remove oil can also be used on Brunswick bowling balls. Information to date seems to indicate that absorbent materials have a more limited ability to remove oil than warming. You may be disappointed with results on heavily oil soaked balls.







Note: Oil soaked balls tend to traction less in the oil and respond less to the dry boards on the lane. If you are matching-up using an oil soaked ball on wet/dry or broken down lane conditions, removing the oil from the ball will significantly change your match-up and possibly create undesirable over reactions.

Ball Comparisons

Want to compare the performance of this ball to other Brunswick balls? Go to our website at www.brunswickbowling.com. Click on **Balls**, then click on **Pro Shop Information**. This page contains a link to the **Brunswick Ball Comparison Chart**. This chart allows you to see, at a glance, the performance of all Brunswick balls relative to each other, defined by their **Hook Potential** and **Arc Characteristics**. There’s even an essay to help explain and guide you through the chart.

Lightweight Engineering

At Brunswick, the unique core shape of each individual ball is used for weights from 14 to 16 pounds. This approach to lightweight ball engineering provides bowlers with consistent ball reaction characteristics across this weight range. At 12 & 13 pounds, Brunswick uses a generic core shape with a RG-differential of 0.045. This differential is close enough to the 14-16 pound shape so that the same drilling instructions can be used.

Weight	16#	15#	14#	13#	12#	11#
Core Shape						
RG-max.	2.571	2.583	2.602	2.660	2.686	2.771
RG-min.	2.530	2.542	2.562	2.615	2.641	2.769
RG-diff.	0.041	0.041	0.040	0.045	0.045	0.002

For the most up to date Product Line Information go to www.brunswickbowling.com