

Your Benefits Are:

- ✧ **Straighter trajectory thru the front part of the lane**
- ✧ **Later break point on medium to dry lanes**
- ✧ **Strong angular backend reaction**
- ✧ **Makes less oily lane conditions easy to read**
- ✧ **Same great pin carry as the original COLOSSUS**

Resulting From:

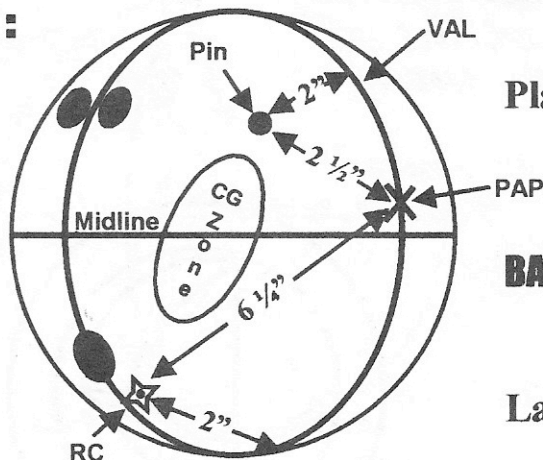
- ✧ **Dual density COLOSSUS core**
- ✧ **Strongly enhanced "ACCURATELY" marked mass bias**
- ✧ **New Gripper Super Reactive Pearl cover stock**

The Pearl Reactive COLOSSUS is manufactured for players who desire a later break point or straighter line. Bowlers wanting an earlier break point or more overall hook should drill the original black COLOSSUS.

MO's Layouts for High Track Players

(PAP: more than 5 1/4" over)

CONTROL :



Player Profile:

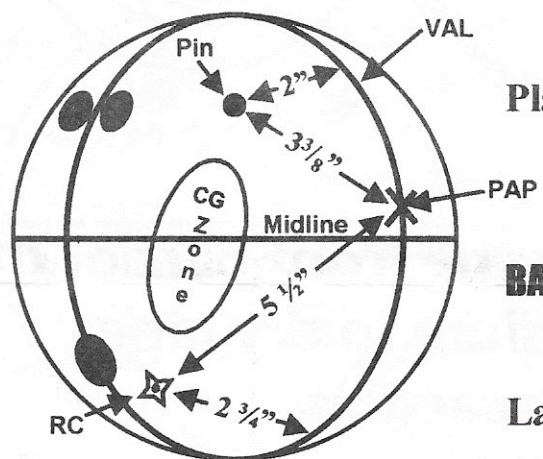
Low to Med. Ball Speed
Med. to High Revs
Small to Med. Axis Rotation

BALL MOTION:

Med. Track Flare
Smooth Continuous Hook
Late Revs

Lane Condition: All Oil Patterns

SHARP BREAK POINT :



Player Profile:

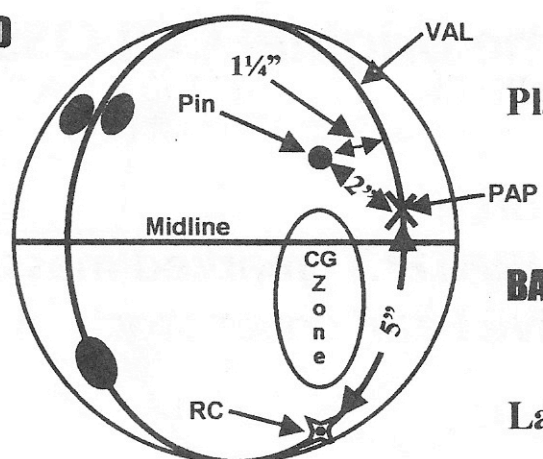
Med. to High Ball Speed
Low to Med. Revs
Small to Med. Axis Rotation

BALL MOTION:

Large Track Flare
Sharp Break Point
Max Revs

Lane Condition: Med. to Heavy Oil

FORWARD ROLL :



Player Profile:

All Ball Speeds
Low to Med. Revs
Med. to Large Axis Rotation

BALL MOTION:

Med. Track Flare
Forward Roll
Early Revs

Lane Condition: All Oil Patterns

● Pin= the spot marking the top center of the core of the ball

★ RC= Reaction Center= Mass Bias= the spot marking the location of the mass bias



the area on the surface of the ball marking the location of the center of gravity of the ball

✗ PAP= Positive Axis Point= the positive end of the bowler's axis of rotation at release

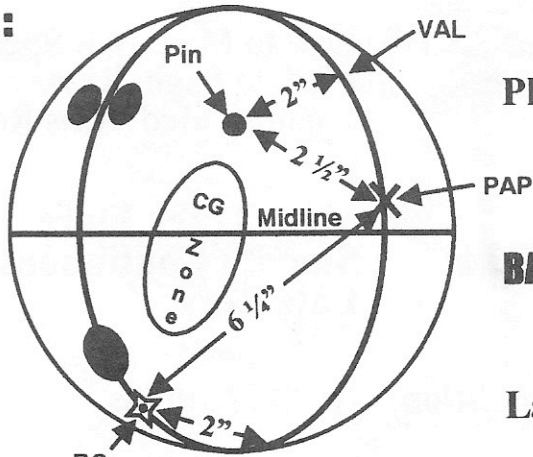
VAL= Vertical Axis Line= a vertical line drawn through the bowler's PAP

Midline= a horizontal line drawn midway between the thumb and finger holes

MO's Layouts for Medium Track Players

(PAP: 4 1/2" to 5 1/4" over)

CONTROL :



Player Profile:

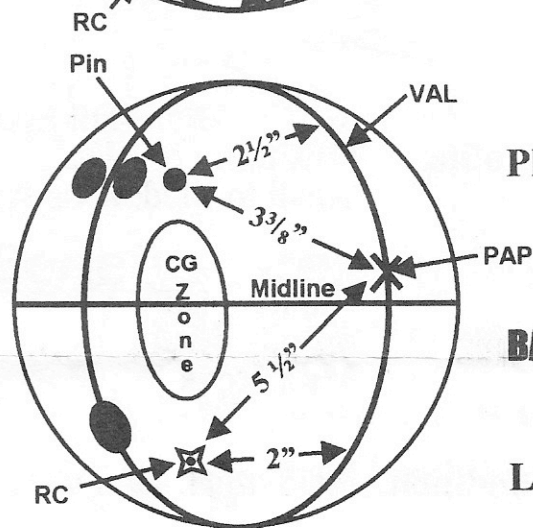
Low to Med. Ball Speed
Med. to High Revs
Small to Med. Axis Rotation

BALL MOTION:

Med. Track Flare
Smooth Continuous Hook
Late Revs

Lane Condition: All Oil Patterns

SHARP BREAK POINT :



Player Profile:

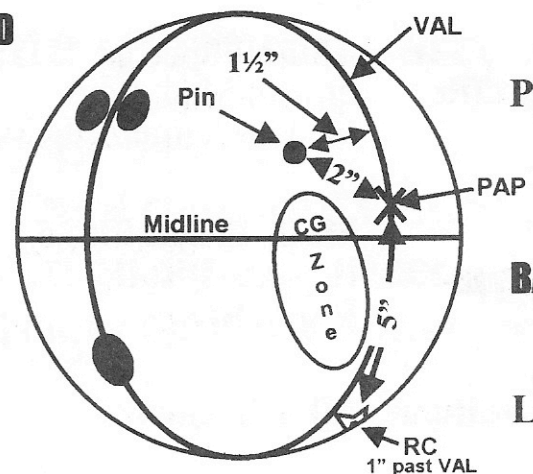
Med. to High Ball Speed
Low to Med. Revs
Small to Med. Axis Rotation

BALL MOTION:

Large Track Flare
Sharp Break Point
Max Revs

Lane Condition: Med. to Heavy Oil

FORWARD ROLL :



Player Profile:

All Ball Speeds
Low to Med. Revs
Med. to Large Axis Rotation

BALL MOTION:

Med. Track Flare
Forward Roll
Early Revs

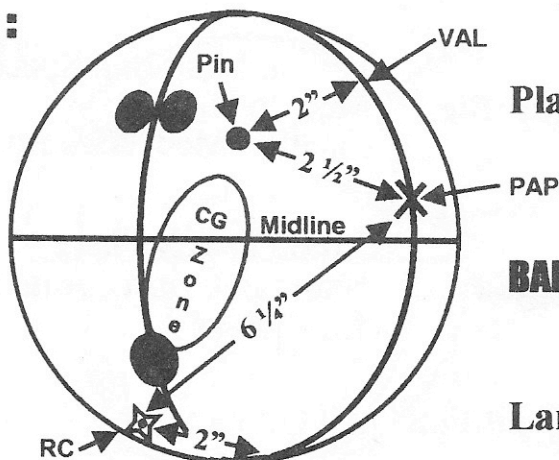
Lane Condition: All Oil Patterns

The Pearl Reactive **COLOSSUS** is manufactured with a polished surface. If a slightly earlier or smoother breakpoint is desired, lightly scuff the surface using either a grey, green, or burgundy scuff pad. If an even earlier breakpoint or more overall hook is desired, drill the original black **COLOSSUS** for all the hook you'll ever need!

MO's Layouts for Low Track Players

(PAP: less than 4 1/2" over)

CONTROL :



Player Profile:

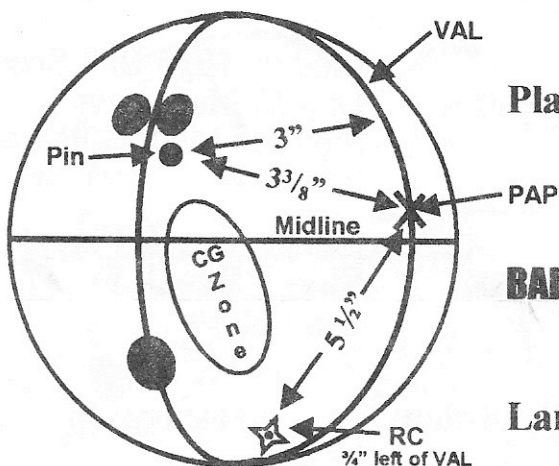
Low to Med. Ball Speed
Med. to High Revs
Small to Med. Axis Rotation

BALL MOTION:

Med. Track Flare
Smooth Continuous Hook
Late Revs

Lane Condition: All Oil Patterns

SHARP BREAK POINT :



Player Profile:

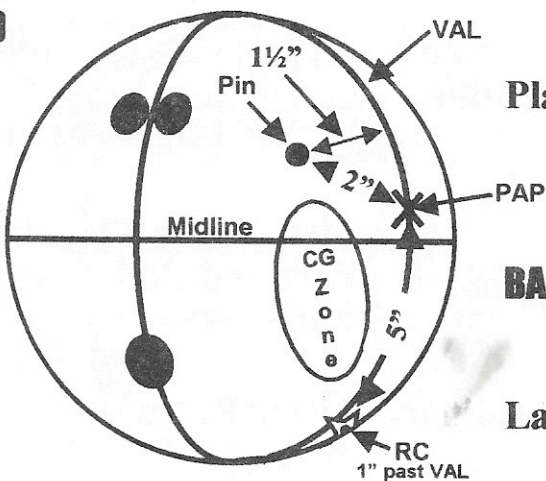
Med. to High Ball Speed
Low to Med. Revs
Small to Med. Axis Rotation

BALL MOTION:

Large Track Flare
Sharp Break Point
Max Revs

Lane Condition: Med. to Heavy Oil

FORWARD ROLL :



Player Profile:

All Ball Speeds
Low to Med. Revs
Med. to Large Axis Rotation

BALL MOTION:

Med. Track Flare
Forward Roll
Early Revs

Lane Condition: All Oil Patterns

When a **balance hole** is necessary, place the **balance hole** at the intersection of the VAL and a line drawn from the center of the grip through the **CG** (center of gravity).