

Part Number

60-105334-93X

Coverstock

PowrKoil 18

3-Color

Red/Blue/Violet Pearl

Hardness: 76-78

Glow Engraving

Factory Finish Steps

500 Siaair Micro Pad; Rough Buff: High
Gloss Finish

Core Dynamics @ 15#

Two-component

Symmetrical Core

RG Max: 2.616

RG Min: 2.571

RG Diff.: 0.045

Average RG: 5.5

Performance

Hook Potential: 125

Length: 115

Typical Breakpoint Shape: 90

Chart Position: M - 5

Available Weights

10-16 Pounds

Coverstock:

Coverstock: PowrKoil 18 coverstock is a proven performer in the bowling industry. Aggressive in the oil and strong off the dry, PowrKoil 18 is a perennial favorite among all styles of bowlers. The Damage uses a new, larger pearl additive that creates more vivid colors and provides added length and backend reaction.

Core

High RG Performance Core: The **Damage** incorporates a new High RG Performance core that provides easy length through the heads and mid-lane while maintaining axis rotation for a strong continuous backend motion.

Ball Motion: With its High Gloss box finish, the **Damage** will provide excellent length with a quick response to friction at the breakpoint. The **Damage** is Brunswick's highest rated breakpoint shape ball at the Advanced Performance price point and will match up on medium to dry lane conditions for a wide range of bowling styles.

Reaction Setup: The **Damage** can be drilled using the standard drilling techniques developed for symmetric bowling balls.

Maintaining Your Ball Reaction

Brunswick recommends the following procedures to maintain and restore the reaction characteristics of your Brunswick bowling balls:

--Clean your Brunswick ball with **Brunswick Remove All** or similar ball cleaner after every use to reduce oil absorption.

--If you think your Brunswick ball has lost some of its “out of the box” reaction, restore the ball to its original factory finish listed on the product information sheet. This is especially important for balls that are highly sanded or polished.

Sand to 400-grit then use **Factory Finish High Gloss Polish by Brunswick** to restore the original factory finish on high gloss polish balls. Sand to 220-grit then use **Factory Finish Rough Buff by Brunswick** to restore the original factory finish on rough buff balls. For dull balls, wet sand with the Micro Pad grit listed on the product information sheet.

--If there is a visible track on your ball, have your pro shop use a Haus or similar resurfacing machine to remove the track then restore the ball to its original factory finish. This service is available, for a fee, at many pro shops.

--If your ball has more than 50 games on it, you may be able to increase mid-lane and back-end hooking action by removing oil from the coverstock. Remove the oil from the ball by gently warming it with either the **Revivor** or **Rejuvenator** pro shop devices that have been designed for this purpose. The service is available, for a fee, at many pro shops. Brunswick testing has shown that by combining the restoration of the factory finish, resurfacing of the track and oil removal, your Brunswick ball can maintain its original “out of the box” reaction for hundreds of games.





Do not use a home oven to remove oil. Temperatures cannot be adequately controlled and the ball may crack.

--Absorbent materials sold by other bowling ball manufacturers to remove oil can also be used on Brunswick bowling balls. Information to date seems to indicate that absorbent materials have a more limited ability to remove oil than warming. You may be disappointed with results on heavily oil soaked balls.

Note: Oil soaked balls tend to traction less in the oil and respond less to the dry boards on the lane. If you are matching-up using an oil soaked ball on wet/dry or broken down lane conditions, removing the oil from the ball will significantly change your match-up and possibly create undesirable over reactions.

Lightweight Engineering

At Brunswick, the unique core shape of each individual ball is used for weights from 14 to 16 pounds. This approach to lightweight ball engineering provides bowlers with consistent ball reaction characteristics across this weight range. At 12 and 13 pounds, Brunswick uses a generic core shape with a RG-differential that is close enough to the 14 to 16 pound shape so the same drilling instructions can be used.

Weight	16#	15#	14#	13#	12#	11#	10#
Core Shape	New Image	New Image	New Image				
RG-max.	2.604	2.616	2.632	2.625	2.648	2.771	2.802
RG-min.	2.559	2.571	2.587	2.585	2.608	2.769	2.800
RG-diff.	0.045	0.045	0.045	0.040	0.040	0.002	0.002