




BRRRRR.

The Freeze contains a modified version of the Messenger core – arguably the most successful core in Columbia 300 history – wrapped in the Ne2 shell. A two-piece core paired with a high performance coverstock: the bowler asked for it and we delivered it...FROZEN.



**BLUE/ORANGE/
GREEN**



**NAVY/PURPLE/
YELLOW**



FREEZE



COLOR	VARIOUS				
REACTION	SKID FLIP				
COVERSTOCK	NE2 (PEARL, HYBRID OR SOLID)				
CORE	SYMMETRIC				
WEIGHTS	10-16				
LANE	MEDIUM TO				
CONDITIONS	DRY OIL				
CLEANER	ENERGIZER				
POLISH	FACTORY FINISH				
FINISH	2000 / PH FACTORY FINISH				
WEIGHT	12#	13#	14#	15#	16#
RG	2.60	2.53	2.56	2.56	2.56
DIFF	.039	.055	.049	.047	.045




**GREEN/
BLUE**



**TEAL/
SILVER**



**MAGENTA/
YELLOW**



SCOUT REACTIVE

REACTION	SKID/FLIP
COVERSTOCK	SUPER FLEX REACTIVE
CORE	PANCAKE
WEIGHTS	8-16
LANE	DRY OIL
CONDITIONS	

STEP UP TO REACTIVE

The Scout Reactive utilizes the industry's original three-piece core technology. This pancake weight block is surrounded with a reactive veneer perfect for the entry-level bowler and will be a great tool on drier lanes for the performance bowler. Now Available in 8 and 9 pounds!

