

Fight Fire with Fire!
Burn up the lanes with the BLUE HOT FLAME!
Guaranteed to *smoke* the competition!

BLUE HOT FLAME TECHNICAL DATA

Factory Polished - Can be Sanded

Radius of Gyration - Medium/High

Differential - Low

Hook Potential - 10 on a scale of 1 to 20

Track Flare Potential - 3"

Length - 9 on a scale of 1 to 20

Backend - 5 on a scale of 1 to 10

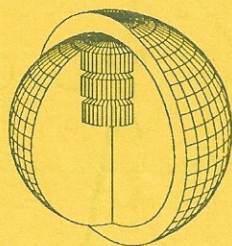
COMPOSITION: Curelyon™ Cover Stock
with "Glow in the Dark" Properties

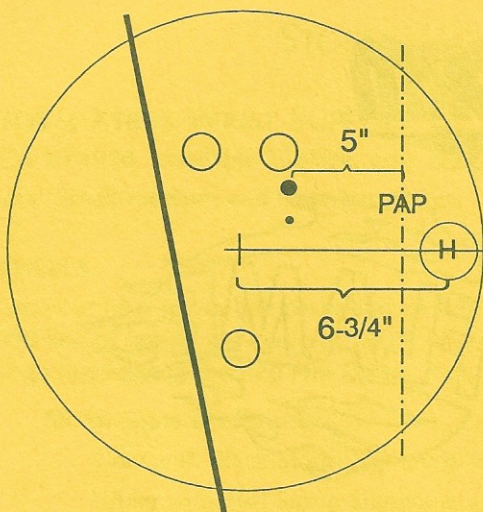
WEIGHT BLOCK: 12 to 16 Pound - 5-Piece Multi-Density Core
10 to 11 Pound - 4-Piece Multi-Density Core

COLOR: Blue Hot

D-SCALE: 76-78 D-Scale

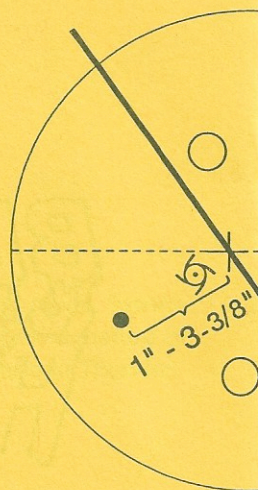
LOGOS: Storm, Flame, "Eye of the Storm" Center of Gravity, Flying "S"





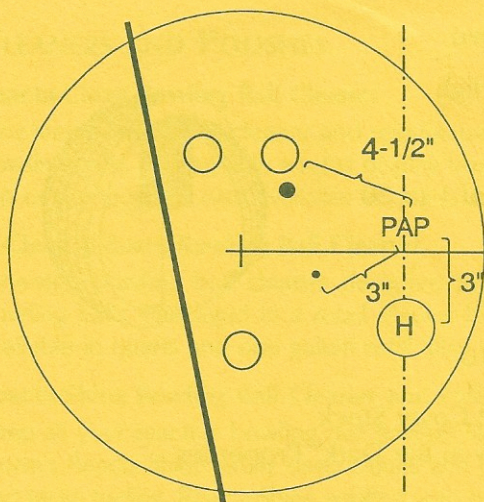
STANDARD LABEL – Length with medium backend arc.

Place the pin 5" from the PAP. Place the CG due south of the pin. If necessary Place weight hole 6-3/4" from the grip center on the grip center line.



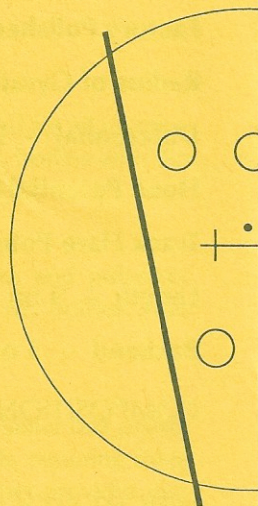
FULL ROLLER

For full rollers makes s in the thumb/negative the center of the strongest reaction.



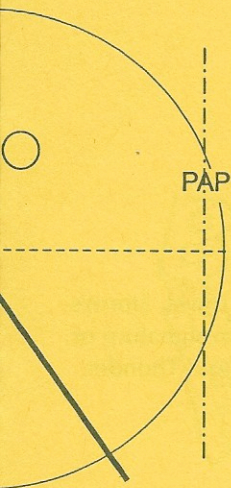
TOUR LAYOUT – Medium length with controlled backend hook.

Place Pin 4-1/2" from PAP. Place the CG 3" south/west of the PAP, below the grip center line. Place the weight hole 3" from the PAP on the axis midplane line.



LABEL LEVERAGE – L hook on the backend.

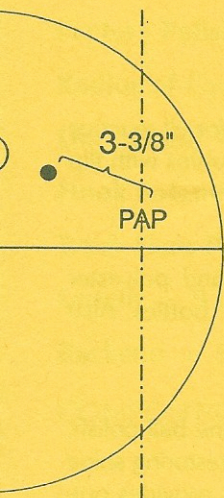
Place the pin 3-3/8" f the CG near the grip c the pin. This drilling s weight hole.



ure to keep the pin
area. 3-3/8" from
grip will give the

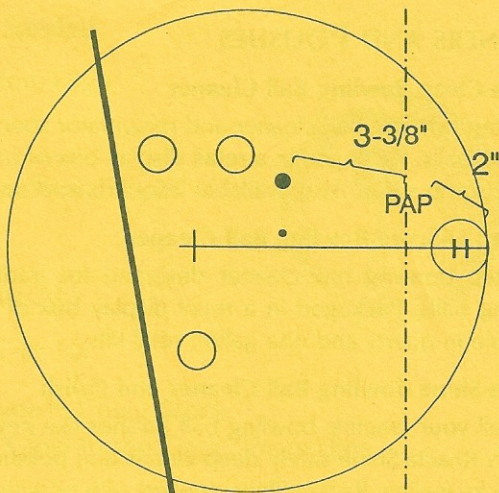
LEGEND	
●	Pin Placement
•	Center of Gravity (CG)
PAP	Positive Axis Point
(H)	Weight Hole
(PAP)	Weight Hole on Positive Axis Point
+—	Grip Center Line
- - - -	Axis Midplane Line
—	Ball Track

3P



length with the most

om the PAP. Place
center, south/west of
ould not require a



LEVERAGE DRILLING - Most hook through
length of the lane.

Place pin 3-3/8" from the PAP. Place the
CG due south of the pin. Place the weight
hole 2" past the PAP on the grip center line.

STORM WATCH '98

STORM XTRAS WRIST SUPPORT

NEW IN 1998. Available in black, gray, burgundy and green.

Sizes: Small/medium and large/extra-large.

TOWELS

Keep your new Storm ball clean and oil free with a Storm bowling towel. Storm's 1998 line of towels are made of 100% cotton and feature the Storm signature or a logo highlighting the Red Hot Flame, Bolt, Meteor, Blue Thunder and Thunder.

Storm Signature Towels:

Gray with Black Storm Signature, woven

White with Teal Storm Signature, screen printed

Storm Logo Towels:

RED HOT FLAME - Red with yellow logo

BOLT - Green with yellow/white logo

METEOR - Red with Yellow/White logo

BLUE THUNDER - Bright blue with orange/yellow logo

THUNDER - Black with white/green logo

CLEANERS AND POLISHES

Reacta-Clean Bowling Ball Cleaner

One-step bowling ball cleaner and rejuvenator specifically designed for all reactive bowling balls. Packaged in a retail display box of one dozen 4 oz. bottles with flip top or pump spray. Also available in quarts and one gallon refill kits.

U-Clean U-Score Bowling Ball Cleaner

One-step bowling ball cleaner designed for traditional urethane and polyester bowling balls. Packaged in a retail display box of one dozen 4 oz. bottles. Also available in quarts and one gallon refill kits.

Reacta-Shine Bowling Ball Cleaner and Polish

Keep all your reactive bowling ball finishes like new with Reacta-Shine ball polish. Storm's Reacta-Shine safely deep cleans and polishes bowling balls, restoring shine and tacky feeling. Reacta-Shine applied with or without a ball spinner provides outstanding length and monster backend reaction. Available in 4 oz. bottles, quarts and one gallon refill kits.

Xtra-Shine Bowling Ball Polish

Keep that new ball shine with Xtra-Shine. Xtra-Shine is the perfect finishing touch for your reactive bowling ball after cleaning with Reacta-Shine bowling ball cleaner and polish. Available in 4 oz. bottles, quarts and one gallon refill kits.