

## Part Number

60-104250-93X

## Coverstock

Activator® Particle

Low Load

Color: Ocean Blue

Hardness: 76-78

Glow Engraving

## Factory Finish

High Gloss Polish

## Core Dynamics

RG Max: 2.553

RG Int: 2.540

RG Min: 2.515

RG Diff: 0.038

RG Asy: 0.013

Average RG: 3.9

Spin Time approx. = 12 sec

## Performance

Hook Potential: 130

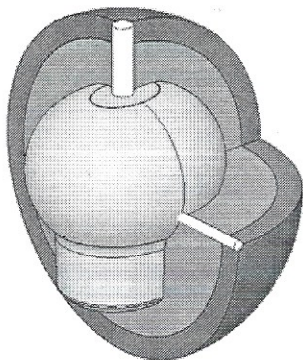
Length: 85

Typical Breakpoint Shape: 70

Comparison Chart Position = P12

## Available Weights

12-16 Pounds




# IMPULSE ZONE

## Hook Potential:




## Length:




## Breakpoint Shape



## Flare Potential:



## RG-average:



## Technology – Hard Arcing Control

Brunswick low-load particle balls have traditionally been known for their excellent traction in the oil and controlled hard arcing reactions off the dry. This type of ball reaction has long been a favorite of higher level players looking for a predictable reaction that helps them control the mid-lane and keeps them out of trouble by smoothing out the unpredictable breakpoints sometimes seen with Reactive coverstocks on carry down.

Previous Brunswick low-load particle balls have utilized Brunswick's proprietary particle systems with a PowrKoil 18 coverstock base. The Impulse Zone moves in a new direction by using Brunswick's exclusive Activator coverstock as a base. The use of Activator coverstock improves on our already popular low-load particle reaction by increasing length, back-end reaction and hook potential which results in increased forgiveness and improved pin carry.

The **Impulse Zone** uses a medium-RG version of the Zone Classic Ultra-Low RG Asymmetrical core system. For the Impulse Zone 0.6 pounds has been moved from the inner core to the outer core to provide the desired on-lane performance. This creates a medium-RG core that is a better match to the Activator Low-Load particle coverstock.

The low-load Activator particle coverstock and the medium-RG asymmetric core combine to create a high hook potential ball that reads the oil pattern on the lane well, without over reading it. The **Impulse Zone** is strong in the mid-lane and back-end without giving up being clean through the front. On a typical house shot the **Impulse Zone** stays on line in the oil and maintains good contact with the lane without wanting to either hook early or slip in the oil. As the lane condition breaks down, shots that are tugged into the oil hold and hit, while shots that are swung to the dry early recover continuously down the lane and are less prone to the over-reactions sometimes seen with straight reactive coverstock balls.

## Reaction Characteristics

**Out of the Box:** With its high-gloss finish, the **Impulse Zone** will match up well on medium-dry to medium-oily lane conditions.

**When dulled:** The **Impulse Zone** hooking action will increase and its arc will become more even which creates a better match-up for oily lane conditions and helps to smooth over/under reactions seen on wet/dry lane conditions.

The **Impulse Zone** is finished with a high gloss surface which enhances its appearance and reduces hooking action in the oil. High gloss finishes can sometimes cause over/under reactions, too little hooking action in the oil, then too much hooking action off the dry, which can be hard to control. To increase hooking action and smooth out the ball reaction, dull the surface first with a fine 800-1000 grit abrasive or grey pad. If more hooking action and a smoother reaction is desired, dull the surface of the ball with a coarse 320-400 grit abrasive or red pad.

For the most up to date Product Line Information go to [www.brunswickbowling.com](http://www.brunswickbowling.com)



# Brunswick® Impulse Zone® - Particle

## Reaction Setup

There are additional layout considerations for a ball with a significant Preferential Spin Axis (PSA). When drilling the **Zone Asymmetric balls**, placement of the Riser Pin and the PSA locator (relative to the bowler's axis) influences the amount of track flare created, contributing to the on-lane ball reaction. In the **Impulse Zone**, placement of the PSA locator relative to the riser pin and the bowler's axis can be used to modify the amount of track flare created by a given riser pin position. See the attached sample layouts for the most popular drilling options.

**WARNING – All Zone Asymmetric balls have a large amount of asymmetry designed into the core.**  
**Do not place the PSA locator pin on the negative side of the ball, you could track over every hole on the ball!**

The unique "ellipse" engraving\* around the riser pin on the **Impulse Zone** allows the bowler to easily see the orientation of the core and the PSA when looking at their ball, making it easier to identify the choice of layout.

\* The engraved ellipse is a drilling aid that marks the general orientation of the core inside the ball and is only approximately centered around the riser pin.

## Maintaining Your Ball Reaction

Brunswick recommends the following procedures to maintain and restore your Brunswick ball's reaction characteristics

--Clean your Brunswick ball with **Brunswick Remove All** or similar ball cleaner after every use to reduce oil absorption.

--If you think your Brunswick ball has lost some of its "Out of the Box" reaction, restore the ball to its original factory finish listed on the product information sheet. This is especially important for balls that are highly sanded or polished.

Use Brunswick's **Factory Finish High Gloss Polish** to restore the original factory finish on highly polished balls. For dull balls, wet sand with the sandpaper listed on the product information sheet.



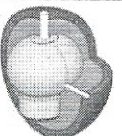
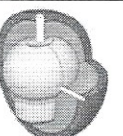

--If there is a visible track on your ball have your Proshop use a Haas or similar resurfacing machine to remove the track then restore the ball to its original factory finish. This service is available, for a fee, at many Pro Shops

--If after restoring the original surface & factory finish and you feel your Brunswick ball has still lost some of its hooking action, remove the oil from the ball by gently warming the ball using either the **Revivor** or **Rejuvenator** Pro Shop devices that have been designed for this purpose. This service is available, for a fee, at many Pro Shops. Brunswick's testing has shown that by combining the restoration of the **factory surface & finish** with **oil removal** your Brunswick ball can maintain its original "Out of the Box" reaction for hundreds of games.

**Note:** Oil soaked balls tend to traction less in the oil and respond less to the dry boards on the lane. If you are matching-up using an oil soaked ball on wet/dry or broken down lane conditions, removing the oil from the ball will significantly change your match-up and possibly create undesirable over reactions

## Ball Comparisons

Want to compare the performance of this ball to other Brunswick balls? Go to our web site at [www.brunswickbowling.com](http://www.brunswickbowling.com). Click on **Balls**, then click on **Pro Shop Information**. This page contains a link to the **Brunswick Ball Comparison Chart**. This chart allows you to see, at a glance, the performance of all Brunswick balls relative to each other, defined by their **Hook Potential** and **Arc Characteristics**. There's even an essay to help explain and guide you through the chart.

Weight	16#	15#	14#	13#	12#	11#	10#
Core Shape						Not Available	Not Available
RG-max.	2.553	2.568	2.590	2.627	2.705		
RG-Int.	2.540	2.554	2.577	2.614	2.698		
RG-min.	2.515	2.529	2.551	2.592	2.667		
RG-diff.	0.038	0.039	0.039	0.035	0.038		
RG-Asy.	0.013	0.014	0.013	0.013	0.007		

For the most up to date Product Line Information go to [www.brunswickbowling.com](http://www.brunswickbowling.com)